

NMC Call
24/03

OFFICE OF THE DEPARTMENT OF UROLOGY
V.S.S. INSTITUTE OF MEDICAL SCIENCES & RESEARCH, BURLA

No. 197 / Dated. 24-03-2026



To

The Dean & Principal
VIMSAR, Burla

Sub: **Submission of details regarding available facilities and major & minor surgeries conducted in the Urology department (2025–2026).**

Ref: Letter No.2234/Dean/NMC/VIMSAR/Dt.20.03.2026

Respected Sir,

In reference to the above cited subject, I am submitting herewith the details of the available facilities in the Department of Urology, along with the record of major and minor surgeries conducted in the Urology department during the year 2025–2026.

1. List of Departmental Facilities:

- OPD service for patients twice a week (Tuesday and Friday)
- Indoor facility for 20 patients
- Emergency and routine OT services, ESWL and Urodynamics

2. Details of Surgeries Conducted (January to December 2025–2026):

- Major Surgeries: 243
- Minor Surgeries: 826

This is for your kind information and necessary action.

Thanking You

Yours faithfully


24/03/26.
(Dr. Sanjay Kumar Mahapatra)

Associate Professor & HOD

Department of Urology

VIMSAR, Burla

Dr. Sanjay Kumar Mahapatra
Associate Professor & HOD
Department of Urology
VIMSAR, Burla

OFFICE OF THE PROFESSOR & H.O.D PULMONARY MEDICINE
VIMSAR,BURLA

Office of the Prof. & HOD Dept. of
Pulmonary Medicine
V.S.S. M.C.H., Burla
Letter No. 86 Dt. 26.03.2026

To
The Dean and Principal
VIMSAR, Burla

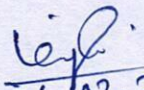
Sub: Submission of list of facilities available in the department of
Pulmonary Medicine

Respected Sir,

In reference to the letter no 2234/Dean/NMC/VIMSAR/Dt 20.03.2026,
following are the list of available facilities in the dept of Pulmonary Medicine

1. Bronchoscopy
2. Thoracocentesis
3. Intercostal drainage
4. Pulmonary rehabilitation
5. Spirometry
6. Blood gas analysis
7. USG guided Thoracocentesis/ ICD insertion
8. RICU service
9. Treatment of MDR Tuberculosis
10. FNAC from pleura and lung
11. FNAC from lymph node for CBNAAT


This is for your information and necessary action.


26.03.2026
PROFESSOR & H.O.D
PULMONARY MEDICINE
VIMSAR,BURLA

PROFESSOR & HOD
Dept. of Pulmonary Medicine
VIMSAR, Burla



(E)
NMC Cell
11/03
24/03



**OFFICE OF THE TRANSFUSION MEDICINE
VEER SURENDRA SAI INSTITUTE OF MEDICAL SCIENCE AND RESEARCH,
BURLA**

Letter No: 67 /TM, Dated: 23/03/2026

To,

The Dean & Principal, VIMSAR, Burla

Sub: Submission of required information for displaying in college website: Regarding.

Ref: Your office letter no: 2234/20.03.2026.

Sir,

Herewith, I am submitting the following facility details of the Department of Transfusion Medicine & Immunohematology, VIMSAR, Burla.

1. BCSU
2. APHERESIS LAB
3. SEROLOGY LAB
4. TTI SCREENING LAB
5. NAT LAB
6. CLIA LAB
7. CELL THERAPY LAB
8. THALESEMIA DAY CARE CENTRE
9. ANTIBODY SCREENING AND PHENOTYPING
10. HEMOVIGILANCE AND EQUAS PARTICIPATION

Thanking you,

Yours sincerely,

Clm
23/3/26

Professor & HOD Transfusion Medicine
VIMSAR, Burla



OFFICE OF THE DEAN & PRINCIPAL

VSS INSTITUTE OF MEDICAL SCIENCES & RESEARCH
Ayurvihar, Burla, Sambalpur, Odisha-768017

No 2234 /Dean/NMC/VIMSAR/Dt. 20-3-2026

To

✓ The Prof. & HoDs, All Departments,

Sub: Submission of required information for displaying in college website-Reg.


Madam/Sir,

With reference to the subject cited above, I am to state that the PGMSR-2023 as amended on 20.02.2026 has stipulated many information required to be displayed on the college website out of which two points are mentioned below.

1. List of departments with available facilities
2. Total major surgeries and minor surgeries performed during previous year in each surgical departments .

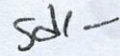
Accordingly, you are requested to submit the above required data related to your respective department latest by 26th March'2026 to the NMC Cell or by email to vssmcburlaorissa@gmail.com so that the same can be published on the website for compliance.

Yours faithfully


20.3.2026
Dean & Principal
VIMSAR, Burla

Memo. No _____ /Dean/VIMSAR/Dt. _____

Copy submitted to The Director, VIMSAR, Burla for kind information.



Dean & Principal
VIMSAR, Burla

Let no 181 dt 23.3.2026

Department of Pharmacology

Facilities

1. Drug safety monitoring (Pharmacovigilance)
2. Medication device adverse effect monitoring (Materiovigilance)


23/3/26
Prof. & H.O.D. of Pharmacology
VIMSAR, Burla

Facilities available in the department of Anatomy

1. Laboratories :-

Nomenclature	Dissection Hall	Histology Lab.	Genetic Lab	Embryology	Neuro-Anatomy	Research labs	Morphometry Lab	Virtual Anatomy Lab.
Available/ Not Available	Available	Available	Available	Available	Available	Available	Available	Available
Size (Area)	120'x40'	80'x40'	34'x18'	23'x19'	19'x19'	23'x19'	48'x30'	34'x18'
Capacity	100 students	50 students	20 students	20 students	20 students	20 students	20 students	30 students
Water Supply	Adequate	Adequate	Adequate	Adequate	Adequate	Adequate	Adequate	Adequate
Sinks	07	03	1	1	1	2	1	1
Electric points	100	100	20	20	20	21	20	20

1. Demonstration Room :

- (a) Number - 04 (four)
- (b) Accommodation (of each demonstration room)
- Size 40'X30'=2nos
 - Capacity 70-80 students
- (c) Audio-visual equipment available.

3. DEPARTMENTAL LIBRARY

a) Number of books in Anatomy and allied subjects- 485

b) List of journals

Annals of Anatomy	Foreign
International Jrl. of Anatomy, Radiology & Surgery	Indian
Anatomical Science International	Foreign
Indian Journal of Anatomy	Indian
IOSR Journal of Dental & Medical Sciences	Indian
Journal of Anatomical Society	Indian
National Journal of Clinical Anatomy	Indian

4. SEMINAR ROOM.

Accommodation

Seminar Room.

i) Size

30' X 20'

ii) Capacity

30

5.- MUSEUM

a. **Departmental Museum:**

Space	80'x40'
Total number of Specimens	480
Total number of Chart/ Diagrams	300
Total Number of articulated Skeletons	3
Ones (Dis-articulated sets)	50
Imaging Sections	available
Catalogues	available

6. OFFICE ACCOMODATION

Department office details:

Department Office

Department office	Available
Staff (Steno /Clerk)	Available
Computer and related Office equipment	Available
Storage space for files	Available

Office Space for Teaching Faculty/residents	
Faculty	Available
Head of the Department	Available
Professors	Available
Associate Professors	Available
Assistant Professor	Available
Senior Residents Room	Available
PG Room	Available

7. Equipment:

Equipment	Numbers Available
Microscopes	150
Special Microscopes	Penta head microscope-4 Fluroscence microscope-2
General and Special Stained Histology Slides	100
Computers with Printers	2
Reagents for Tissue Processing	Available
Embalming Machines	2
Anthropology Instruments	22
Histology Special Stains	05
separate head and neck bones.	05 each
Separate Bones of Hand and Foot	10 sets each
Developing Bones Showing Epiphysis	1 set

Developing Embryo slides	1 set
Specially Stained Histology Slides	05
Meat (Body) Cutting machine	3

DEPARTMENTAL RESEARCH & PROJECT LAST 3 YEARS

- Poster presentation for Higher division of Sciatic Nerve.
- Scientific Paper on- Anomalous origin of Sural Nerve.
- Paper: Anthropometric measurement of proximal femoral geometry & its clinical application in Western Odisha population.
- Poster: Anomalous origin of Rt. Testicular artery.
- "Manuscript Writing"
- Tendinous origin of Plantris muscle.
- "Stem cell" & regenerative Medicine. .
- Poster: Left sided Azygous vein..
- Paper: Hilum of Kidney at the upper pole.
- Paper: Morphological study of Placenta in Pregnancy in hypertension.
- Poster: Rudimentary left lobe of liver.
- Paper: Variation in the branches of celiac trunk and hepatic artery at porta hepatis

Faculty members, Tutors, & P.G. students from this department participated in state & national level Conference of Anatomical society of India for last few year and presented scientific papers, attended CME & workshop held during various conferences. The 60th NATCON (Annual conference of Anatomical society of India) organized in KIIMS Bhubaneswar in Dec-2012 by active participation of faculty members & Prof. B.K.Dutta as the organizing secretary.

The following papers are accepted for publication in International Journal .

- 1- Tendinous origin of Plantris muscle.
- 2- A Clinico-anatomical Study of Strabismus in a tertiary care hospital.
- 3- Histological Study of Adrenal Gland in case of Suicidal deaths. (IOSR , vol 13 , issue 18 , Aug 14)
- 4- Morphological Study of Adrenal Gland in case of Suicidal deaths. (Indian Journal of Applied Research , vol 5, issue 3, Mar 15)
5. Clumping of the branches of axillary Artery (IOSR vol 11 , issue-1,Nov-Dec- 2013)
6. Study on visceral abnormalities during cadaver Dissection (IOSR ,vol-13, issue 6 June 2014)

DEPARTMENT OF RADIOTHERAPY
VIMAR, BURLA

Letter No.: - 68 /RT

Date.: - 24 / 03 / 2026

NMC C-11
25/03



To

The Dean & Principal
VIMSAR, Burla

Sub.: - Submission of list of available facilities in the Department of Radiotherapy, VIMSAR, Burla, for displaying in College Website – Reg.

Ref.: - Your Office Letter No.: - 2234/Dean/NMC/VIMSAR/Dated.: - 20/03/2026.

Sir,

With reference to the subject cited above, I would like to state that the following facilities are available in the Department of Radiotherapy, VIMSAR, Burla.

1. Radiotherapy
2. Chemotherapy
3. Biochemistry cum Pathology Laboratory
4. Palliative Care
5. Issuance of Chemotherapy Medicine and General Medicine

This is for your kind information and necessary action.

Thanking you.

With regards.

K. S. Te. M. Mohan

Professor & HOD
Department of Radiotherapy
VIMSAR, Burla

Professor & HOD
Dept. of Radiotherapy
VIMSAR, Burla, Sambalpur



DEPARTMENT OF ANAESTHESIOLOGY & CRITICAL CARE
VSSIMSAR, BURLA, 768017



Letter No 185 /

Date: 25/03/2026

NMC (L-1)
25/03



To

The Dean & Principal
VIMSAR, Burla

Sub: Submission of required information for displaying in college website.

Ref: Your letter No. 2234/Dean NMC/VIMSAR Dated 20.03.2026

Sir,

In reference to your letter no and subject cited above, the dept. of Anesthesiology provides the following facilities.

1. List of Available facilities

- **Operating Theater Support:** Obstetrics & Gynaecology, Orthopaedics, General Surgery, EYE, ENT.
- **Super Speciality OT:** Neurosurgery, Urology, Plastic surgery, and Pediatric surgery.
- **ICU and Emergencies:** 24/7 emergency OT, Central ICU, and Trauma.
- **Modern Anesthesia Workstations:** Equipped with advanced ventilators, automated gas delivery, and monitors for patient safety.
- **Advanced Equipment:** - Ultrasound machines for nerve blocks and vascular access, Ventilator & Dialysis Machine.
- **Airway and Ventilation Management:** Video laryngoscopes, fiber-optic bronchoscope, and advanced airway tools.
- **Monitoring Systems:** BIS (Bispectral Index) monitors for depth of anesthesia.
- **Perioperative Services:** Pre-anesthetic check (PAC) clinics, Acute Pain Service, and labor analgesia clinics.
- **Non Operational Room Anaesthesia (NORA):** Anaesthesia services out of OT room to cardiac cath Lab, Radiology, ECT.
- **Medical Gas pipeline system:** for O₂ by LMO plant & N₂O by Mega Cylinders.

2. Total Major Cases in the year 2025 - 9023
Total Minor Cases in the year 2025 - 10753

This is for your kind information & necessary action.

Thanking You.
Your's faithfully

[Dr. Dulal Kishun Soren]
Professor & H.O.D.
Dept. of Anaesthesiology
VSSIMSAR, Burla
Sambalpur-768017, ODISHA

OFFICE OF THE PROF. & HOD. DEPT. OF DENTISTRY
V.S.S. INSTITUTE OF MEDICAL SCIENCES & RESEARCH,
BURLA, SAMBALPUR



Letter No. 69/Dentistry/VIMSAR Date: - 24.03.2026

To,
The Dean & Principal
V.I.M.S.A.R
Burla

Sub: - Submission of required information pertaining to Dept. of Dentistry for college website display.

Ref: - Your Office memo No. 2234/ Dean/NMC/VIMSAR, Dated the 20/03/2026 received on 23/03/2026.


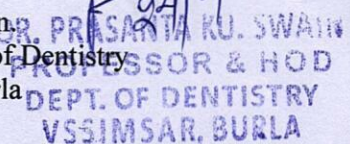
Sir,

With reference to the subject cited above, the requisite information pertaining to Dept. of Dentistry is being submitted for uploading on the college website in compliance with PGMSR-2023 (amended).

With regard to surgical data, it is submitted that Dept. of Dentistry doesn't have its own major OT thus major OT records are not available at our end. However, minor OT data for the year 2025 is enclosed with a total of **1676 cases** performed, as per records.

This is submitted for your kind information and necessary action.


Yours faithfully


Dr. P.K Swain, PROF & HOD, Dept. of Dentistry
V.I.M.S.A.R Burla


Enclosure: Minor OT statistics (1 page)

Memo No. 70 Dentistry / VIMSAR dt-24.03.2026

Copy to Director, VIMSAR., Burla for information and necessary action


Dr. P.K Swain.
Prof. & HOD, Dept. of Dentistry
V.I.M.S.A.R, Burla

MINOR OT DATA FOR YEAR 2025

SL.NO	MONTH	MINOR OT PERFORMED
1.	January	126
2.	February	118
3.	March	139
4.	April	158
5.	May	159
6.	June	146
7.	July	151
8.	August	109
9.	September	157
10.	October	182
11.	November	115
12.	December	116
Total		1676

Rashmi Prerna Sahu
(Nursing officer)

DEPARTMENT OF NEUROSURGERY
V.S.S. INSTITUTE OF MEDICAL SCIENCES & RESEARCH, BURLA

NMC (41)
29/03

NMC
3976
24-03-26

No. 185 / Dated. 23-03-2026.

To

The Dean & Principal
VIMSAR, Burla

Sub: **Submission of details regarding available facilities and major & minor surgeries conducted in the Neurosurgery department (2025–2026).**

Ref: Letter No.2234/Dean/NMC/VIMSAR/Dt.20.03.2026

Respected Sir,

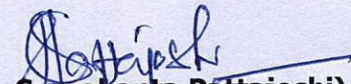
In reference to the above cited subject, I am submitting herewith the details of the available facilities in the Department of Neurosurgery, along with the record of major and minor surgeries conducted in the Neurosurgery department during the year 2025–2026.

1. List of Departmental Facilities:
 - OPD service for patients twice a week (Monday and Thursday)
 - Indoor facility for 20 patients
 - Emergency and routine OT services.
2. Details of Surgeries Conducted (January to December 2025–2026):
 - Major Surgeries: 437
 - Minor Surgeries: 32

This is for your kind information and necessary action.

Thanking You

Yours faithfully


(Dr. A. Suryakanta Pattajoshi)
Associate Professor & HOD
Department of Neurosurgery
V.S.S. VIMSAR, Burla, Burla

NMC (OPH)
**OFFICE OF THE PROFESSOR & H.O.D, DEPARTMENT OF OPHTHALMOLOGY
VIMSAR, BURLA**

Letter No. 174 /OPH

Date 25.03.2026

To

The Dean & Principal,
VIMSAR, Burla



Sub: Submission of required information of department of Ophthalmology for displaying in college website-reg.

Ref: Your office letter no. 2234/Dean/NMC/VIMSAR/ Dt.20/03/2026.

Sir,

In reference to the above cited subject & reference, I am submitting herewith the of required information of department of Ophthalmology for displaying in college website-Reg as follows:

1. List of available Facilities

- Eye Banking (Cornea Collection, Evaluation & Utilization) and Corneal Transplantation
- VitreoRetinal Surgery
- Retinopathy of Prematurity (ROP) Screening and Medical Management

2. a) Total Major Surgeries performed during previous year : **1167**

b) Total Minor Surgeries performed during previous year: **6275**

This is for your information & necessary action.

Thanking you

Yours Faithfully

Dr. ...
25.3.2026
Prof. & HOD, Ophthalmology
VIMSAR, Burla
Professor & HOD of Ophthalmology
VIMSAR, Burla-768017 (ODISHA)

1. List of facilities available in department of ENT, VIMSAR

M. Ch. 26.3-2026

NME ENT 26/03

Out Patient Services (9AM-5PM)

1. Regular outpatient's services are provided in all days. It also includes nasal endoscopy, nasopharyngoscopy, laryngoscopy, and examination under microscopy for the ear and routine ENT minor procedures.
2. Vertigo Clinic
3. Audiology-PTA, TYMPANOMETRY, OAE, BERA
4. Allergy clinic
5. Head and neck cancer screening clinic



Operative services -

1. EAR- Microscopic and endoscopic ear surgeries (Myringoplasty, Tympanoplasty, Stapes surgery, Ossiculoplasties, Mastoid surgery), Pinna plasty, benign & malignant lesion excision, etc.
2. NOSE- Septoplasty, Rhinoplasty, FESS(Microdebrider assisted), Endo DCR, vascular lesion excision, mucocele removal, extended endoscopic surgeries, endoscopic JNA surgeries, benign & malignant tumours excision, etc.
3. Throat- Adeno-tonsillectomy(Coblation Assisted), palatal surgeries, benign & malignant lesion excision
4. Larynx- Microlaryngeal & Endolaryngeal surgeries (Removal of cyst/ polyp & mass lesion), Laryngeal trauma reconstructions, Thyroplasty
5. HEAD & NECK- Benign & malignant tumour excision, partial & segmental mandible surgeries, glossectomies, facial nerve surgeries, thyroid & parotid surgeries with nerve monitoring, etc.

2. Total Surgeries in dept.of ENT in 2025

Major Surgeries -908
Minor Surgeries -3009

DEPARTMENT OF SKIN & VD
VIMAR, BURLA

Letter No.: - 52/Skin

Date.: - 26/03/2026

To

The Dean & Principal
VIMSAR, Burla

NMC FELL
11.30
2



Sub.: - Submission of list of available facilities in the Department of Skin & VD, VIMSAR, Burla, for displaying in College Website – Reg.

Ref.: - Your Office Letter No.: - 2234/Dean/NMC/VIMSAR/Dated.: - 20/03/2026.

Sir,

With reference to the subject cited above, I would like to state that the following facilities are available in the Department of Skin & VD, VIMSAR, Burla.

1. Laser Therapy
2. Peeling
3. Radiofrequency cauterization
4. Phototherapy
5. Minor Surgical Procedures (Biopsy, Plasma Rich Platelet Therapy, Autologous Serum Transfer)
6. Acne Surgery

This is for your kind information and necessary action.

Thanking you.

With regards.

Supra
26.3.26.

HOD

Department of Skin & VD
VIMSAR, Burla

HOD
DEPT. of SKIN & V.
VIMSAR, BUR' A

mail - 26-3-2026

DEPARTMENT OF SKIN & VD
VIMAR, BURLA

Letter No.: - 52 / Skin

Date: - 26 / 03 / 2026

NMC CELL
26/3/26



To
The Dean & Principal
VIMSAR, Burla

Sub.: - Submission of list of available facilities in the Department of Skin & VD, VIMSAR, Burla, for displaying in College Website – Reg.

Ref.: - Your Office Letter No.: - 2234/Dean/NMC/VIMSAR/Dated.: - 20/03/2026.

Sir,

With reference to the subject cited above, I would like to state that the following facilities are available in the Department of Skin & VD, VIMSAR, Burla.

1. Laser Therapy
2. Peeling
3. Radiofrequency cauterization
4. Phototherapy
5. Minor Surgical Procedures (Biopsy, Plasma Rich Platelet Therapy, Autologous Serum Transfer)
6. Acne Surgery

This is for your kind information and necessary action.

Thanking you.
With regards.

Sep
26/3/26
HOD

Department of Skin & VD
VIMSAR, Burla

HOD
DEPT. of SKIN & V
VIMSAR, BUR' A



NMC DELHI
11-03-26

NMC Call

**OFFICE OF THE PROFESSOR & HOD
DEPARTMENT OF ORTHOPAEDICS, VIMSAR, BURLA**


Letter No.....208...../Ortho. dt.....30.03.26.....

To,

The Dean & Principal,
VIMSAR, Burla.

Sub: Submission of Data for displaying in College website..

Ref: Your Office letter no 2234/Dean/NMC/VIMSAR Date 20.03.26



Sir,

With reference to the above cited letter & subject, it is to inform you that, the following is the data of the department for uploading in the college website.

01 Orthopaedics department available facilities:

- ◆ OPD Care of Trauma & Non trauma patient - All days
- ◆ Emergency patient care – All days
- ◆ Physiotherapy – All days
- ◆ **Specialty Clinic facilities :-**
 - Trauma – All days
 - Spinal Injury & diseases – Monday
 - CTEV - Tuesday
 - Hand injury & diseases – Wednesday
 - Arthroscopy & Sports medicine- Thursday
 - Arthroplasty clinic- Friday
 - Pediatric Orthopaedics- Saturday
- ◆ Inpatient Care in General Bed & HDU
- ◆ Operation Theater facility in Routine (09.am to 05.00 pm) & Emergency (24 hours)
 1. Fixation of Bone fractures.
 2. Spinal surgeries for PID, Spondylolysthesis & Fracture
 3. Joint replacement surgeries HIP, Knee, Shoulder, Elbow
 4. Arthroscopic surgeries for knee ligament injury,

P.T.O.

Professor & HOD
Dept. of Orthopaedics
VIMSAR, Burla



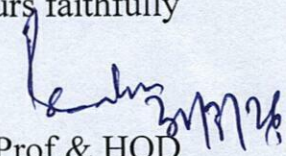
**OFFICE OF THE PROFESSOR & HOD
DEPARTMENT OF ORTHOPAEDICS, VIMSAR, BURLA**

02. Total major surgeries and minor surgeries performed during previous year

Total Major Surgeries: 1871

Total Minor Surgeries: 972

Yours faithfully


Prof & HOD

Department of Orthopaedics
VIMSAR, Burla

**Professor & HOD
Dept. of Orthopaedics
VIMSAR, Burla**